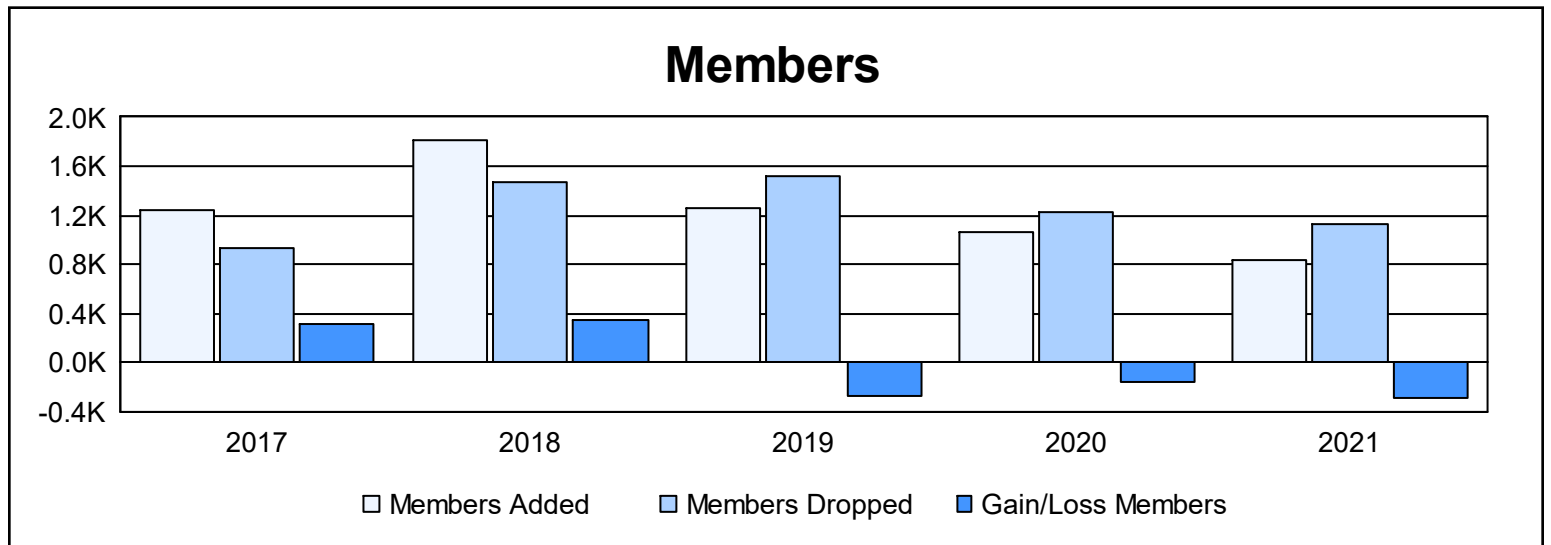
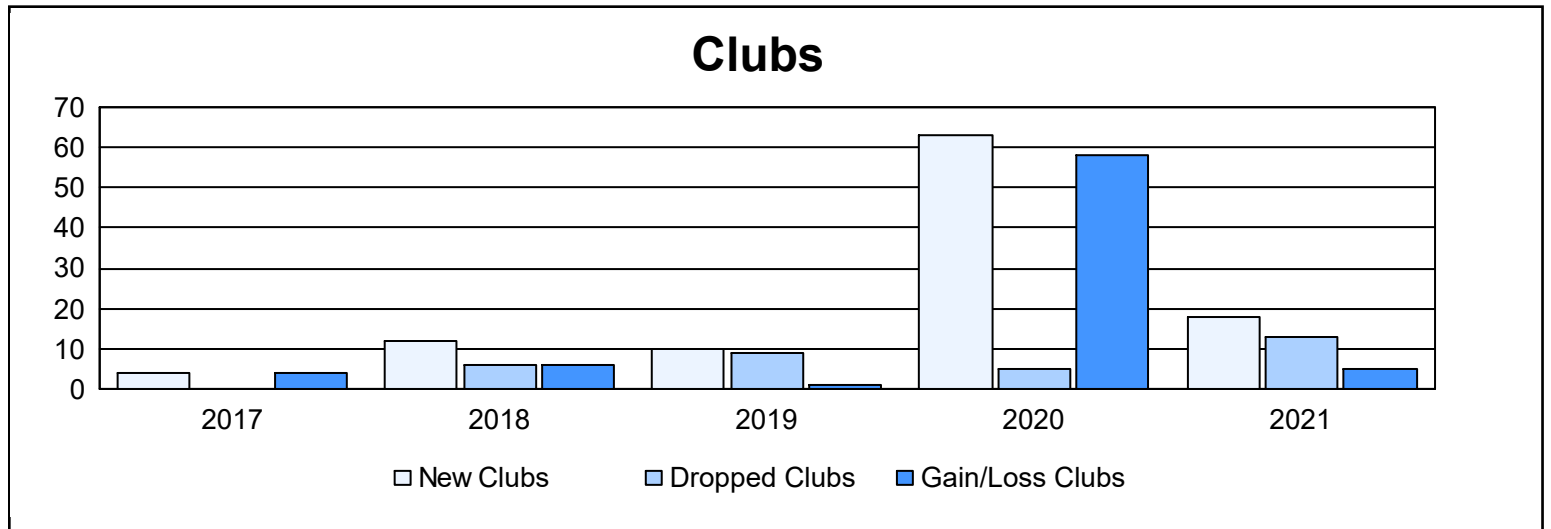
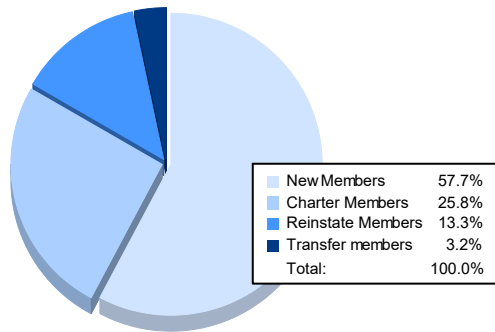


Year	New Clubs	Dropped Clubs	Gain/ Loss Clubs	New Members	Charter Members	Reinstate Members	Transfer Members	Total Member Added	Total Members Dropped	Gain/ Loss Members
2016-2017	4	0	4	888	182	159	13	1,242	934	308
2017-2018	12	6	6	1,107	492	207	6	1,812	1,473	339
2018-2019	10	9	1	613	328	303	15	1,259	1,525	-266
2019-2020	63	5	58	322	551	179	15	1,067	1,223	-156
2020-2021	18	13	5	481	215	111	27	834	1,130	-296
<b>Average</b>	<b>21</b>	<b>7</b>	<b>15</b>	<b>682</b>	<b>354</b>	<b>192</b>	<b>15</b>	<b>1,243</b>	<b>1,257</b>	<b>-14</b>



### Membership Composition June 2021 Cumulative



### Gender Composition June 2021 Cumulative

